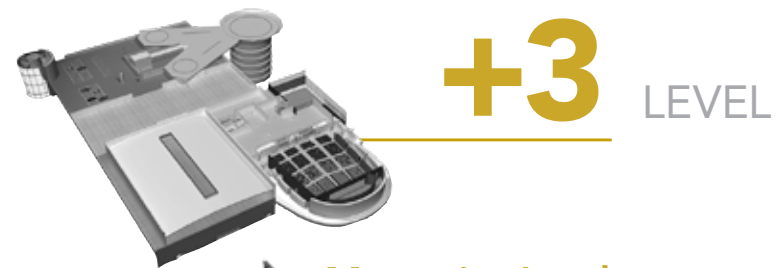


Advertising Book MiCo SOUTH WING


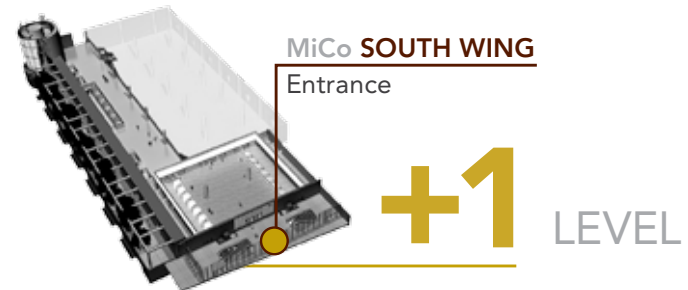
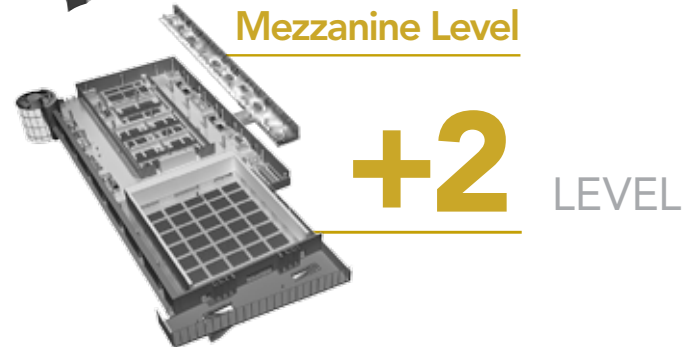


GENERAL PLAN

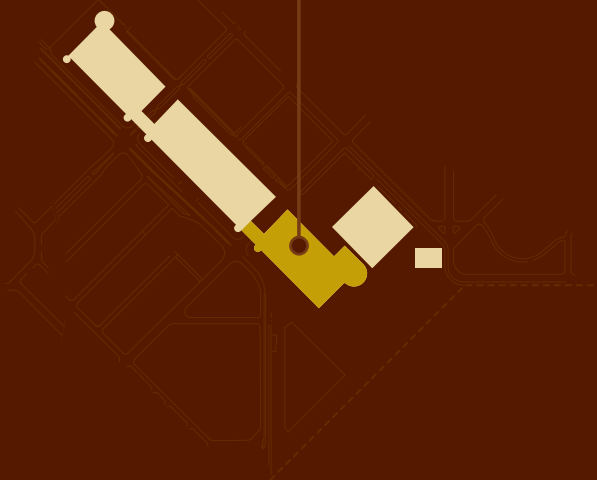
MiCo SOUTH WING



Mezzanine Level

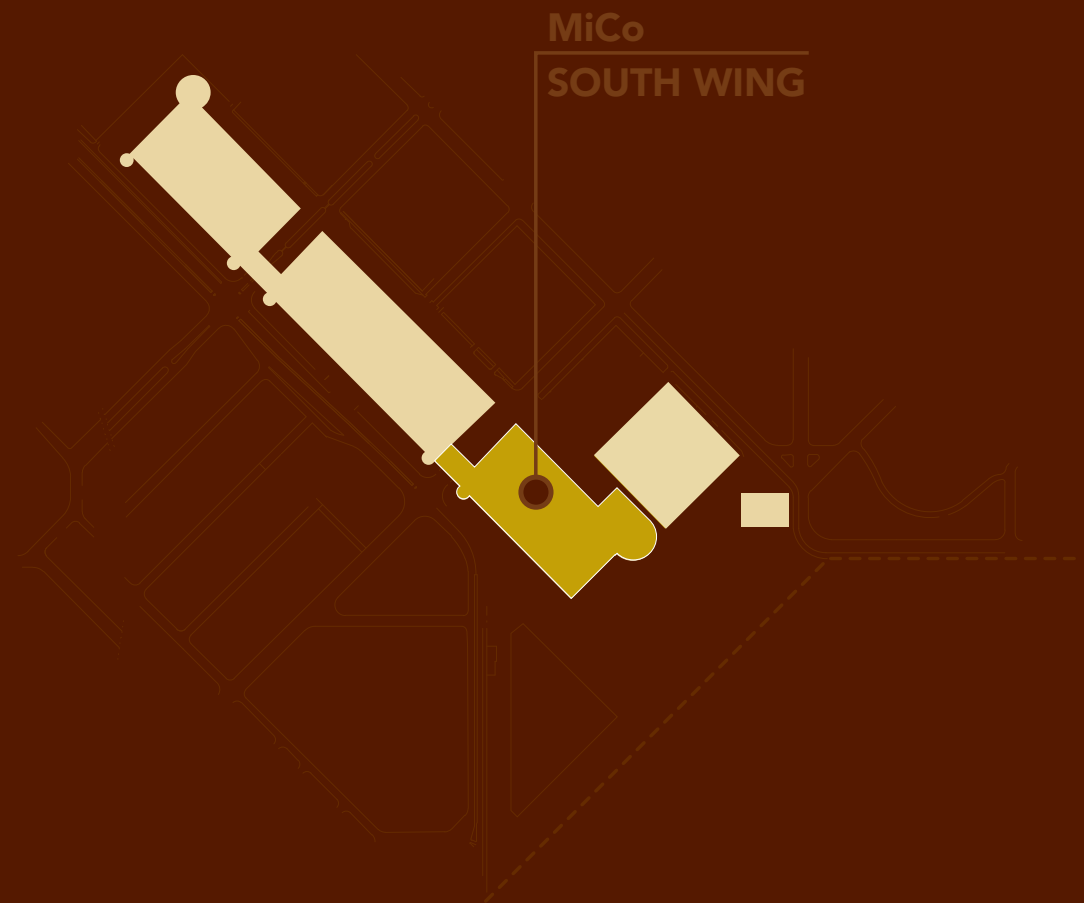


MiCo
SOUTH WING



3.

MiCo SOUTH WING



MiCo **SOUTH WING**

Level 0

Code:

ASL0_01


Typology:

Vinyl film


Notice:

Leave an inner margin of about 5 cm compared to the given dimensions

Placement:



ADDITIONAL INFO →



MiCo SOUTH WING

Level 0

Code:

ASL0_01

Typology:

Vinyl film

Notice:


Leave an inner margin of about 5 cm compared to the given dimensions

Description:

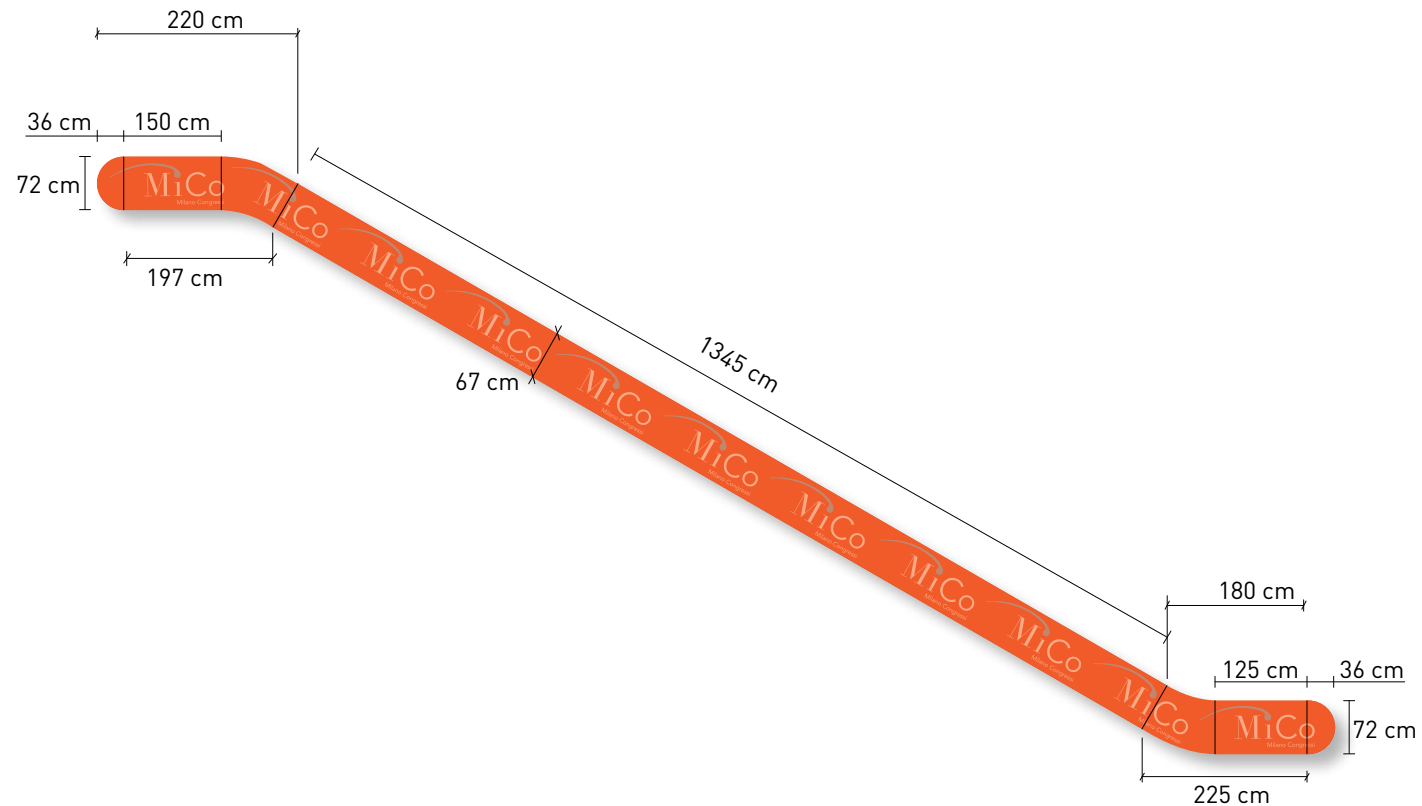
Digital printing on vinyl film

Printing specifications 

Placement:



ADDITIONAL INFO →



MiCo **SOUTH WING**

Level 0

Code:

ASL0_02

Typology:

Vinyl film

Notice:

Leave an inner margin of about 5 cm compared to the given dimensions

Placement:



ADDITIONAL INFO →



MiCo SOUTH WING

Level 0

Code:

ASL0_02

Typology:

Vinyl film

Notice:

Leave an inner margin of about 5 cm compared to the given dimensions

Description:

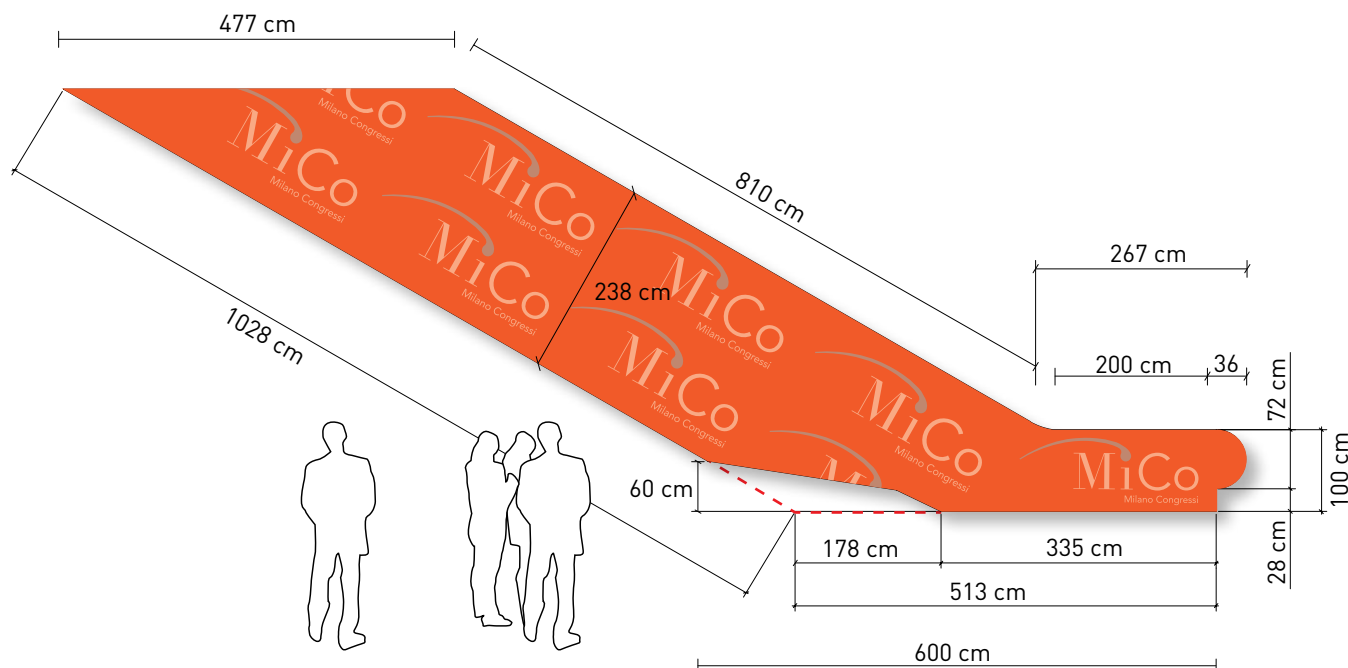
Digital printing on vinyl film

Printing specifications 

Placement:



ADDITIONAL INFO →



MiCo **SOUTH WING**

Level 0

Code:

ASL0_03 A

ASL0_03 B

ASL0_03 C

Typology:

PVC sheet

Size:

A = 1600x250 cm


B = 1800x250 cm

C = 1600x250 cm

Placement:



ADDITIONAL INFO →



MiCo **SOUTH WING**

Level 0

Code:

ASL0_03 A

ASL0_03 B

ASL0_03 C

Typology:

PVC sheet

Size:

A = 1600x250 cm

B = 1800x250 cm

C = 1600x250 cm

Description:

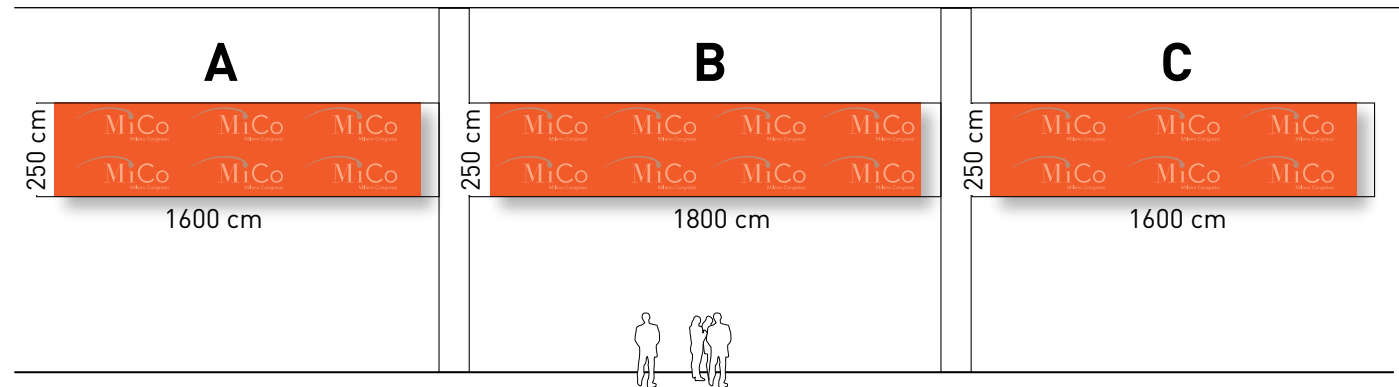
Digital printing on PVC

Printing specifications 

Placement:



ADDITIONAL INFO →



MiCo **SOUTH WING**

Level 0

Code:

ASL0_05

Typology:

PVC sheet

Size:

400x500 cm

N°6 available

Placement:



ADDITIONAL INFO →



MiCo **SOUTH WING**

Level 0

Code:

ASLO_05

Typology:

PVC sheet

Size:


400x500 cm
N°6 available

Description:

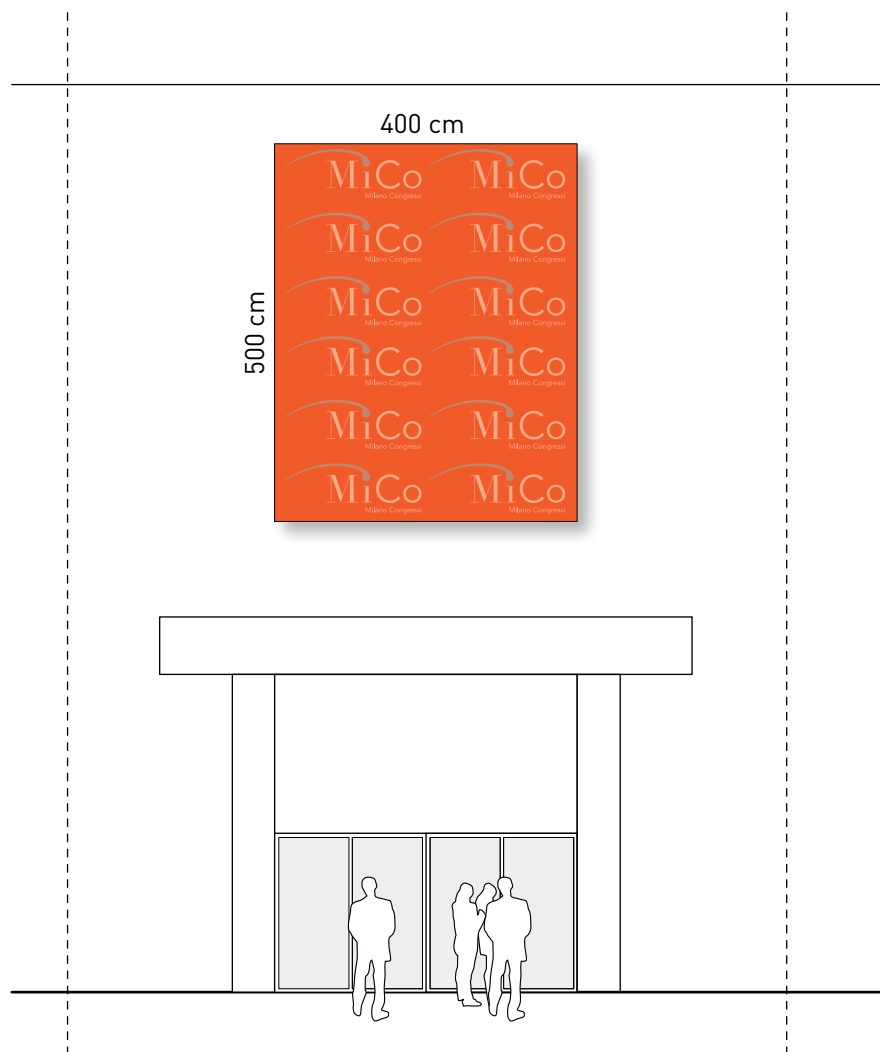
Digital printing on PVC

Printing specifications 

Placement:



ADDITIONAL INFO →



MiCo **SOUTH WING** Level 0

Code:

ASL0_06

Typology:

**Pillar panel
(printed on 4 sides)**

Size:

150x150x400 cm

Placement:



ADDITIONAL INFO →



MiCo **SOUTH WING**

Level 0

Code:

ASL0_06

Typology:

**Pillar panel
(printed on 4 sides)**

Size:

150x150x400 cm

Description:

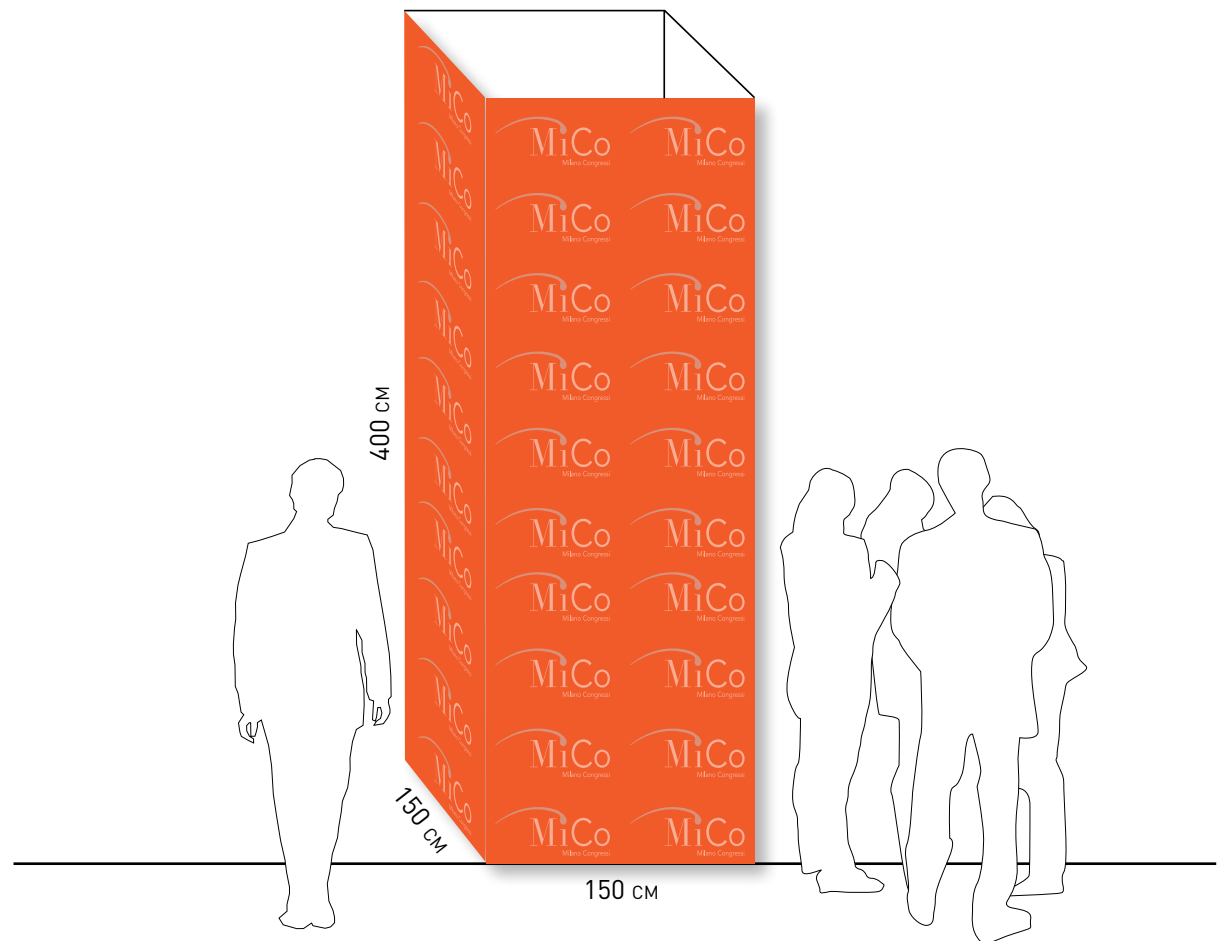
Digital printing on forex

Printing specifications 

Placement:



ADDITIONAL INFO →



MiCo **SOUTH WING**

Level 0

Code:

ASL0_07

Typology:

PVC sheet

Size:

1300x180 cm

Placement:



ADDITIONAL INFO →



MiCo **SOUTH WING**

Level 0

Code:

ASL0_07

Typology:

PVC sheet

Size:

1300x180 cm

Description:

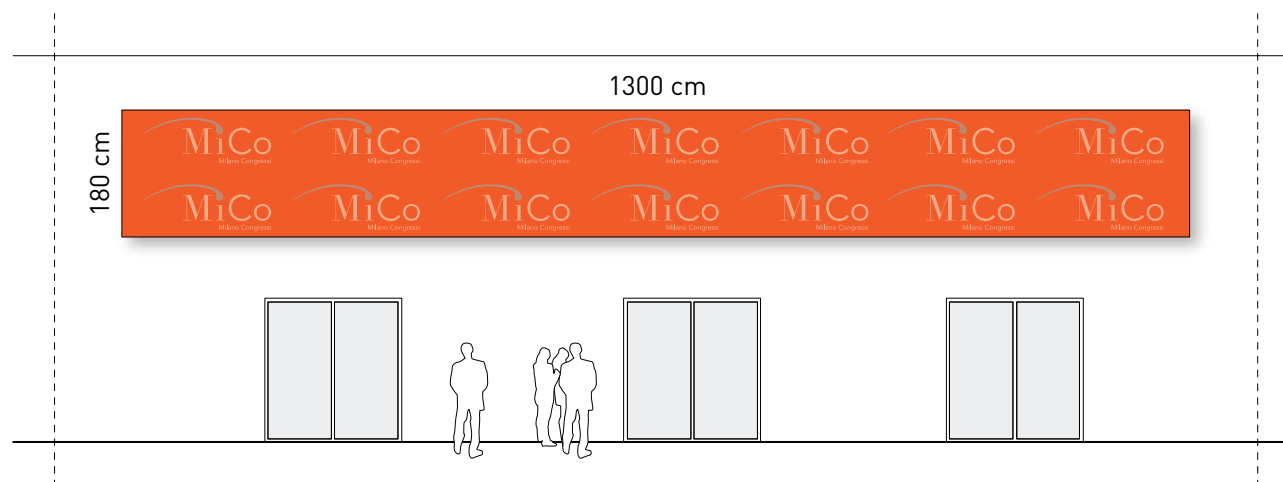
Digital printing on PVC

Printing specifications 

Placement:



ADDITIONAL INFO →



MiCo **SOUTH WING**

Level +1

CodE:

ASL+1_01

Typology:

Panel

Size:

800x180 cm

Placement:



ADDITIONAL INFO →



MiCo SOUTH WING

Level +1

CodE:

ASL+1_01

Typology:

Panel

Size:

800x180 cm

Description:

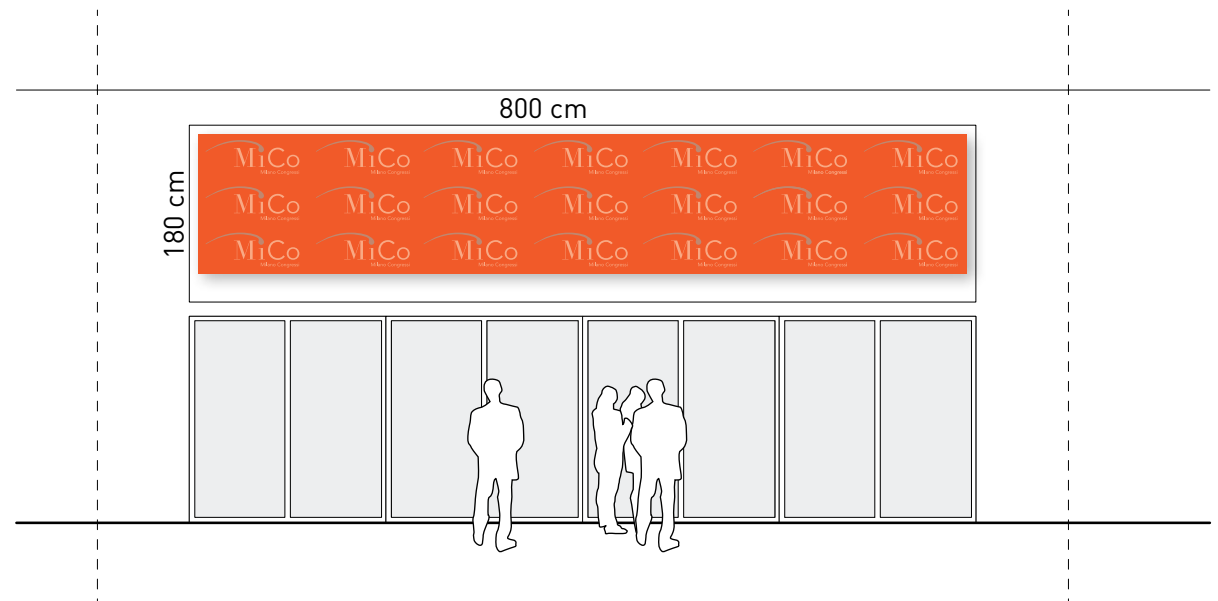
Digital printing on forex

Printing specifications 

Placement:



ADDITIONAL INFO →



MiCo **SOUTH WING**

Level +1

Code:

ASL+1_02 A

ASL+1_02 B

Typology:


Panel

Size:

A = 2800x175 cm

B = 400x175 cm

Placement:



ADDITIONAL INFO →



MiCo SOUTH WING

Level +1

Code:

ASL+1_02 A

ASL+1_02 B

Typology:

Panel

Size:

A = 2800x175 cm

B = 400x175 cm

Description:

Digital printing on forex

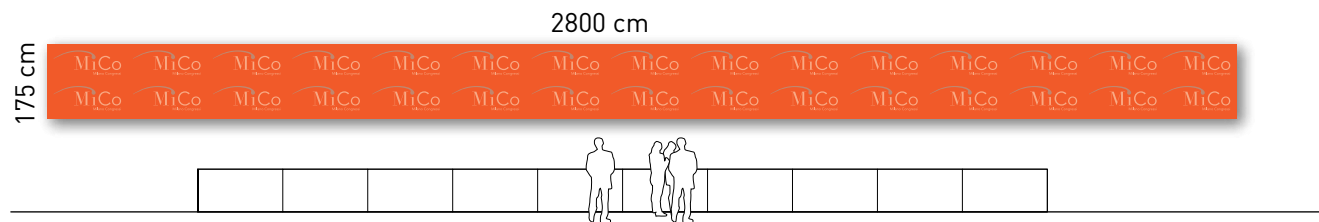
Printing specifications 

Placement:

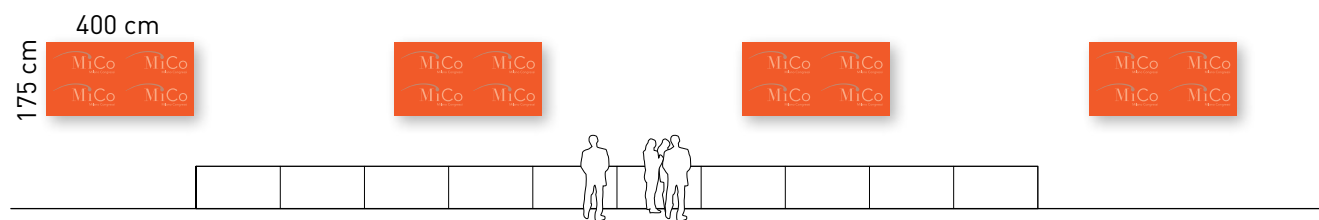


ADDITIONAL INFO →

A



B



MiCo **SOUTH WING**

Level +2

Code:

ASL+2_01 A

ASL+2_01 B

Typology:

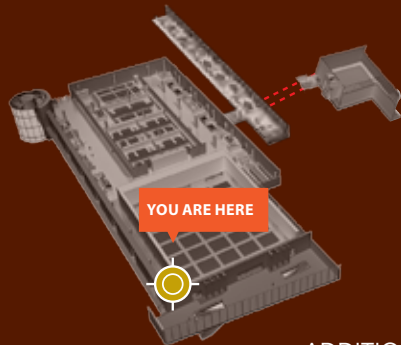
Panel

Size:

A = 775x298x450 cm

B = 600x300 cm

Placement:



ADDITIONAL INFO →



MiCo **SOUTH WING**

Level +2

Code:

ASL+2_01 A

ASL+2_01 B

Typology:

Panel

Size:

A = 775x298x450 cm

B = 600x300 cm

Description:

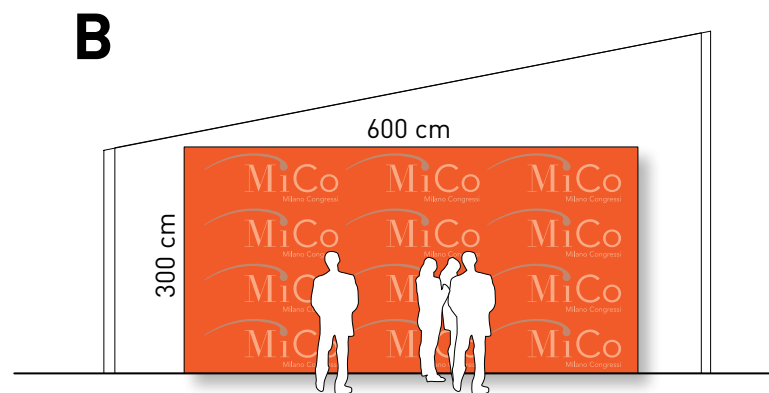
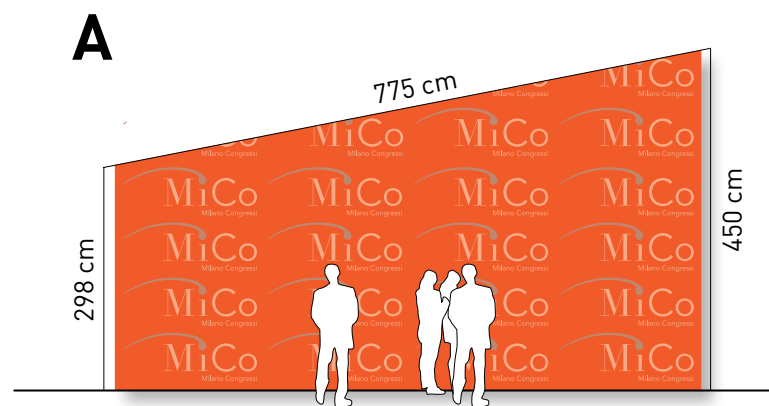
Digital printing on forex

Printing specifications 

Placement:



ADDITIONAL INFO →



MiCo **SOUTH WING**

Level +2

Code:

ASL+2_02 A

ASL+2_02 B

Typology:

PVC sheet

Size:

A = 1300x225 cm

B = 400x200 cm

Placement:



ADDITIONAL INFO →



MiCo SOUTH WING

Level +2

Code:

ASL+2_02 A

ASL+2_02 B

Typology:

PVC sheet

Size:

A = 1300x225 cm

B = 400x200 cm

Description:

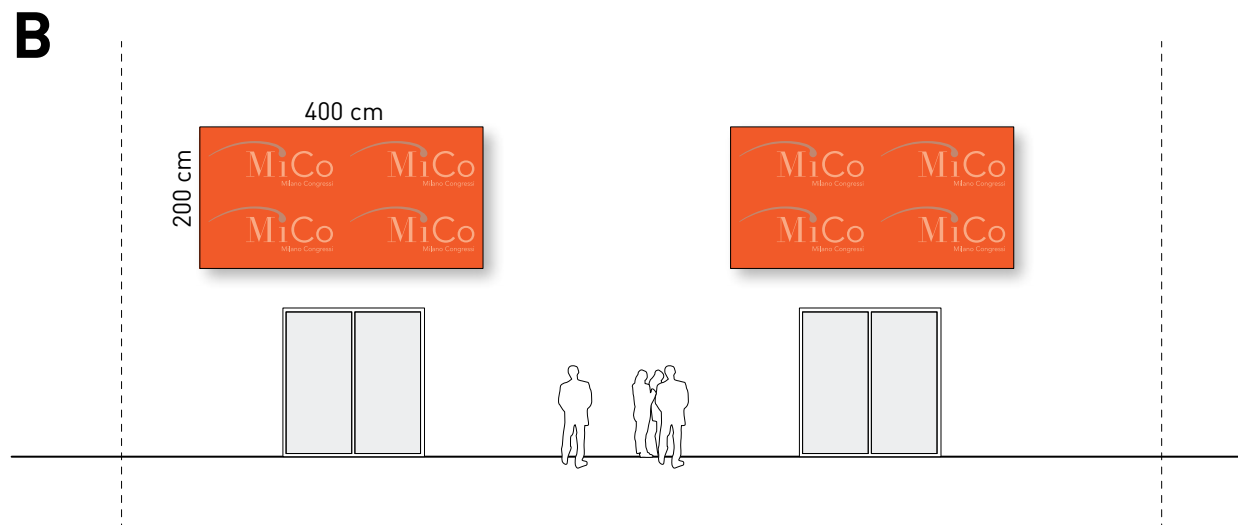
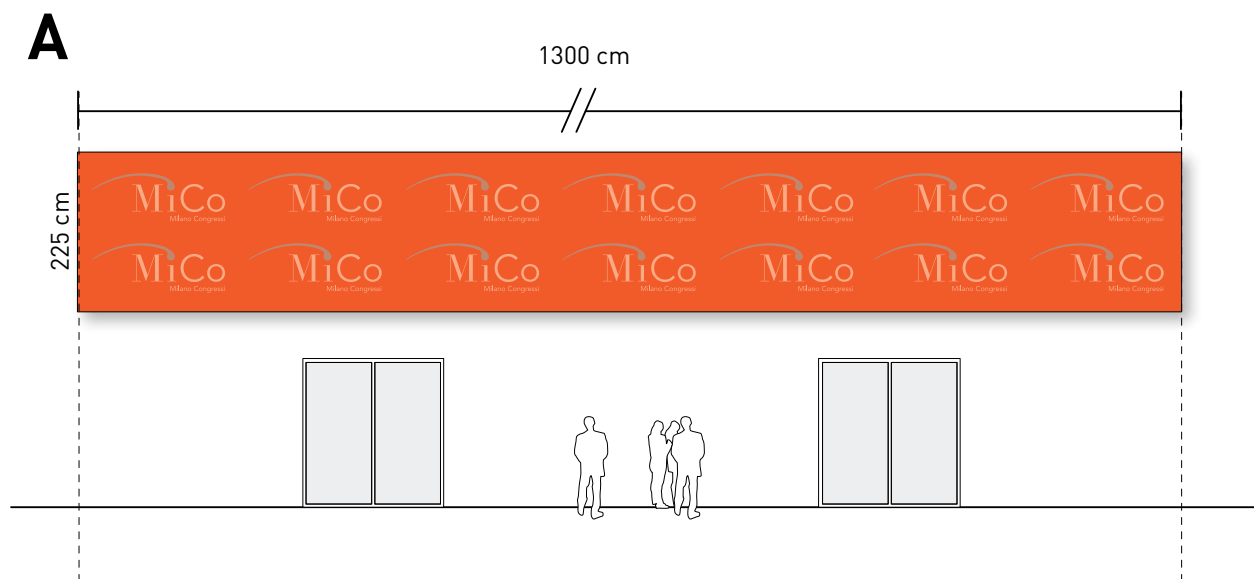
Digital printing on PVC

Printing specifications 

Placement:



ADDITIONAL INFO →



MiCo **SOUTH WING**

Level +2

Code:

ASL+2_04

Typology:

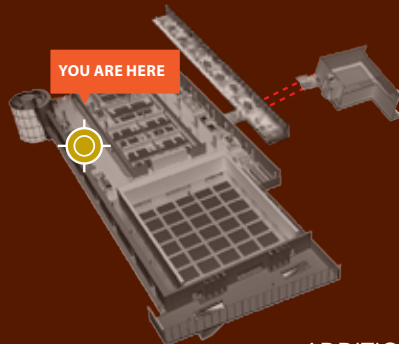
PVC sheet

Size:

600x300 cm

N°7 available

Placement:



ADDITIONAL INFO →



MiCo **SOUTH WING**

Level +2

Code:

ASL+2_04

Typology:

PVC sheet

Size:

600x300 cm

N°7 available

Description:

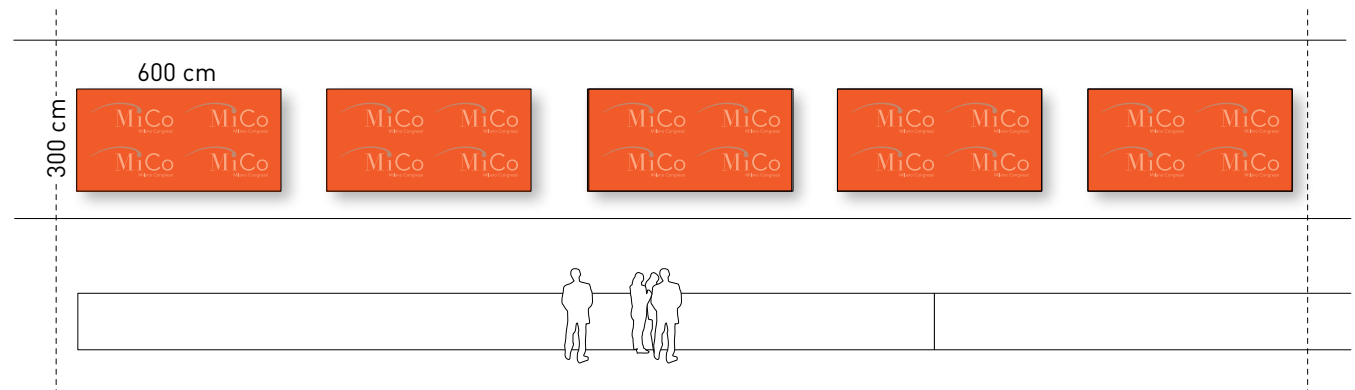
Digital printing on PVC

Printing specifications 

Placement:



ADDITIONAL INFO →



MiCo **SOUTH WING**

Level +2

Code:

ASL+2_05

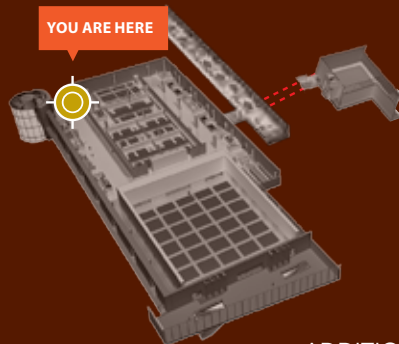
Typology:

PVC sheet

Size:

600x300 cm

Placement:



ADDITIONAL INFO →



MiCo **SOUTH WING**

Level +2

Code:

ASL+2_05

Typology:

PVC sheet

Size:

600x300 cm

Description:

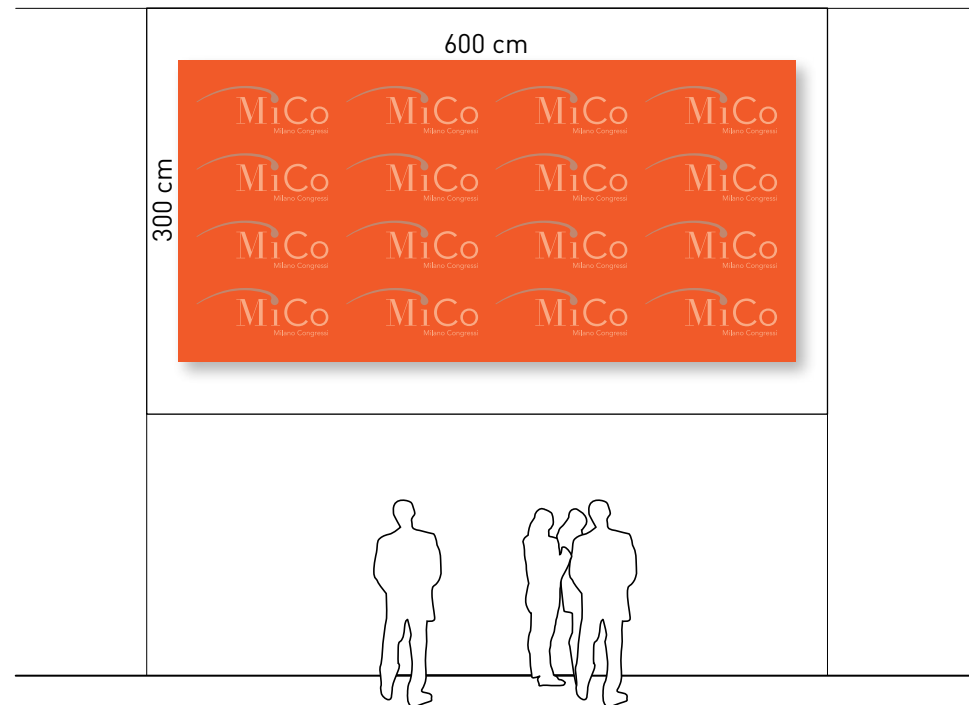
Digital printing on PVC

Printing specifications 

Placement:



ADDITIONAL INFO →



MiCo **SOUTH WING**

Level +2

Code:

ASL+2_06

Typology:

PVC sheet

Size:

600x300 cm

N°5 available

Placement:



ADDITIONAL INFO →



MiCo **SOUTH WING**

Level +2

Code:

ASL+2_06

Typology:

PVC sheet

Size:

600x300 cm

N°5 available

Description:

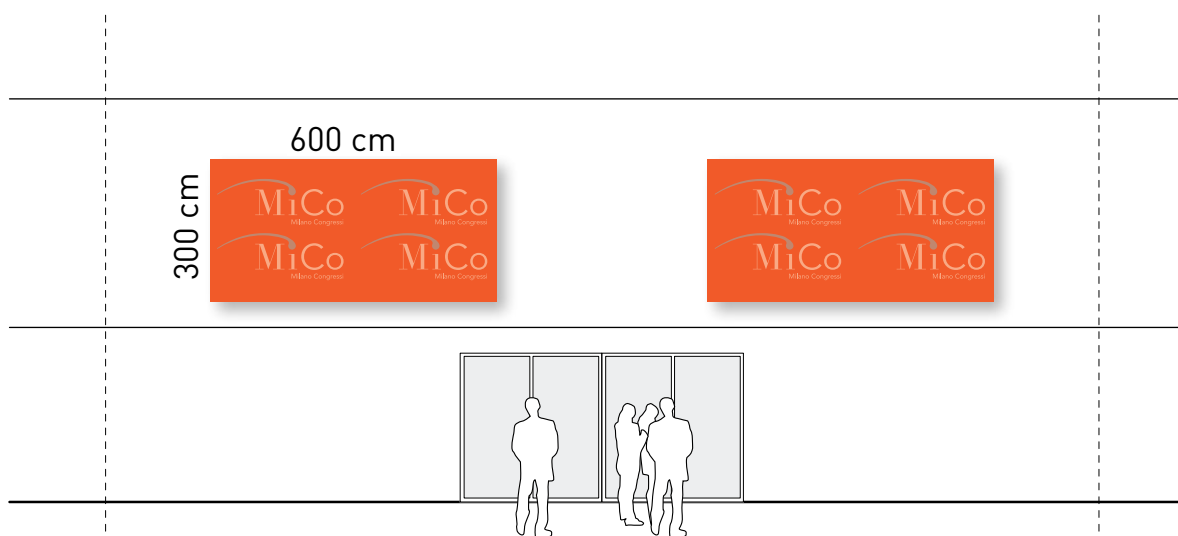
Digital printing on PVC

Printing specifications 

Placement:



ADDITIONAL INFO →



MiCo **SOUTH WING**

Level +2

Code:

ASL+2_07

Typology:

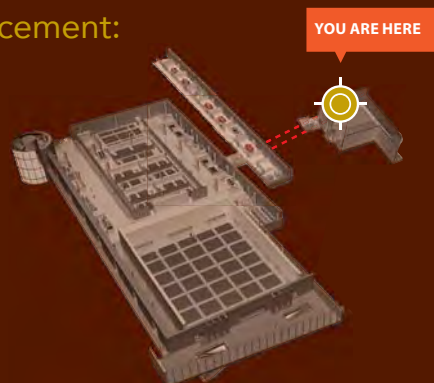
PVC sheet

Size:

200x400 cm

N°3 available positions

Placement:



ADDITIONAL INFO →



MiCo SOUTH WING

Level +2

Code:

ASL+2_07

Typology:

PVC sheet

Size:

200x400 cm

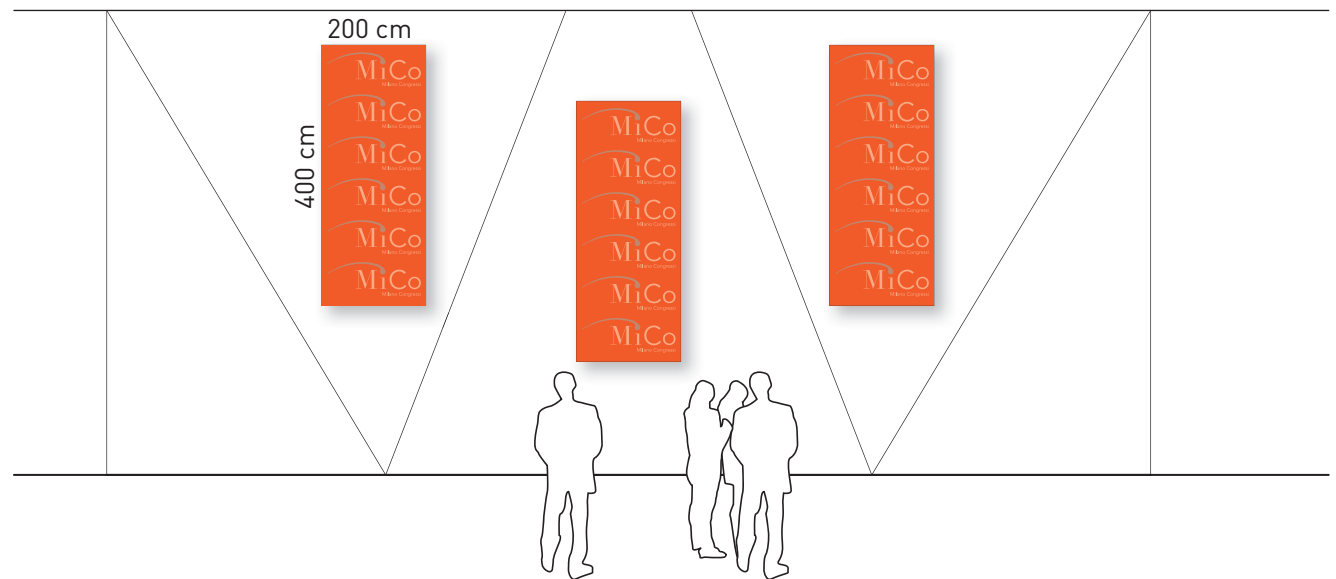
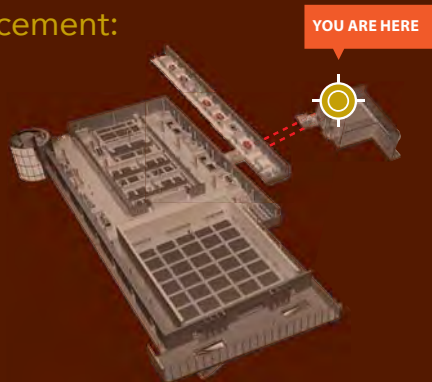
N°3 available positions

Description:

Digital printing on PVC

Printing specifications 

Placement:



MiCo **SOUTH WING**

Level +2

Code:

ASL+2_08

Typology:

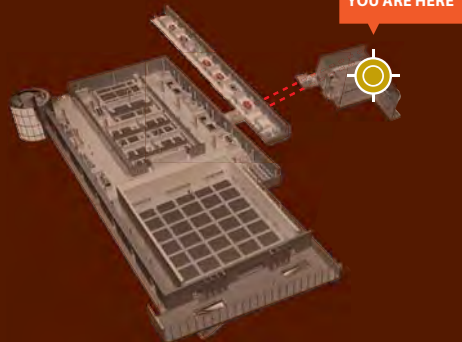
PVC sheet

Size:

400x400 cm

N°2 available positions

Placement:



ADDITIONAL INFO ➔



MiCo SOUTH WING

Level +2

Code:

ASL+2_08

Typology:

PVC sheet

Size:

400x400 cm

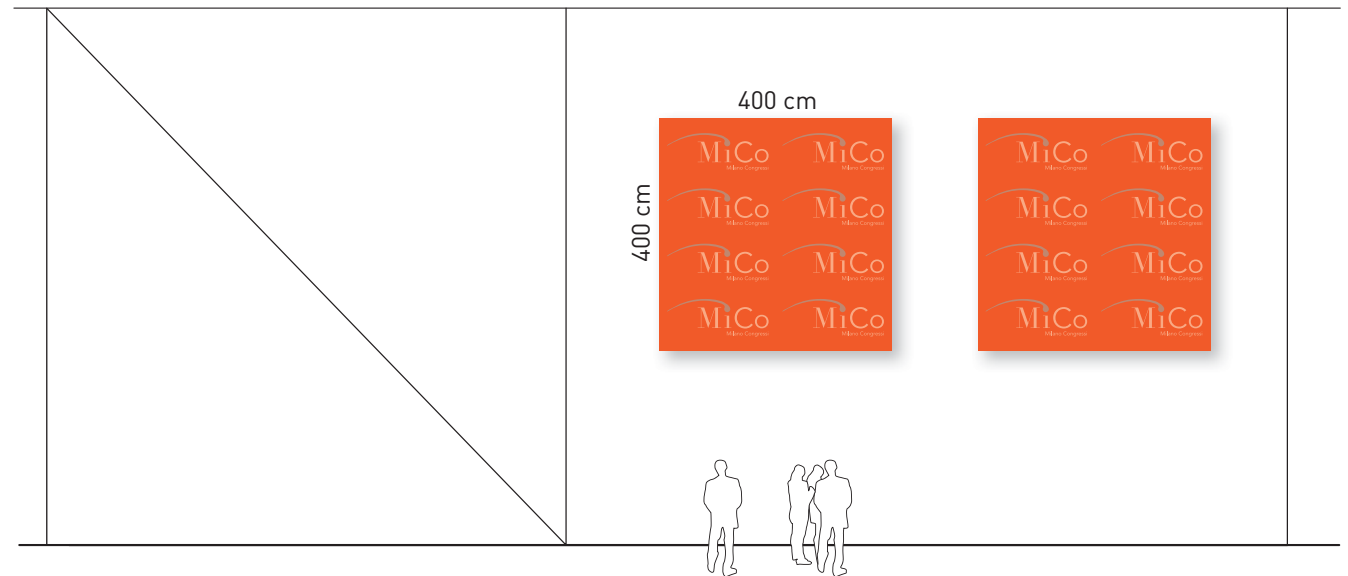
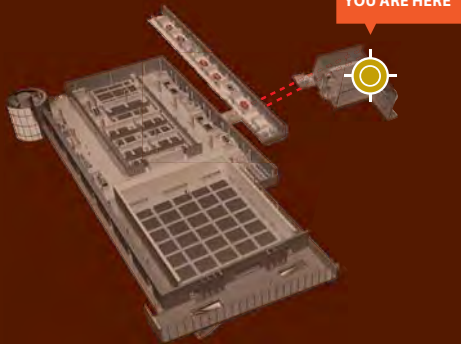
N°2 available positions

Description:

Digital printing on PVC

Printing specifications 

Placement:



MiCo **SOUTH WING**

Level +2


Code:

ASL+2_14

Typology:

Decal sticker

Placement:



ADDITIONAL INFO →



MiCo SOUTH WING

Level +2

Code:

ASL+2_14

Typology:

Decal sticker

Description:

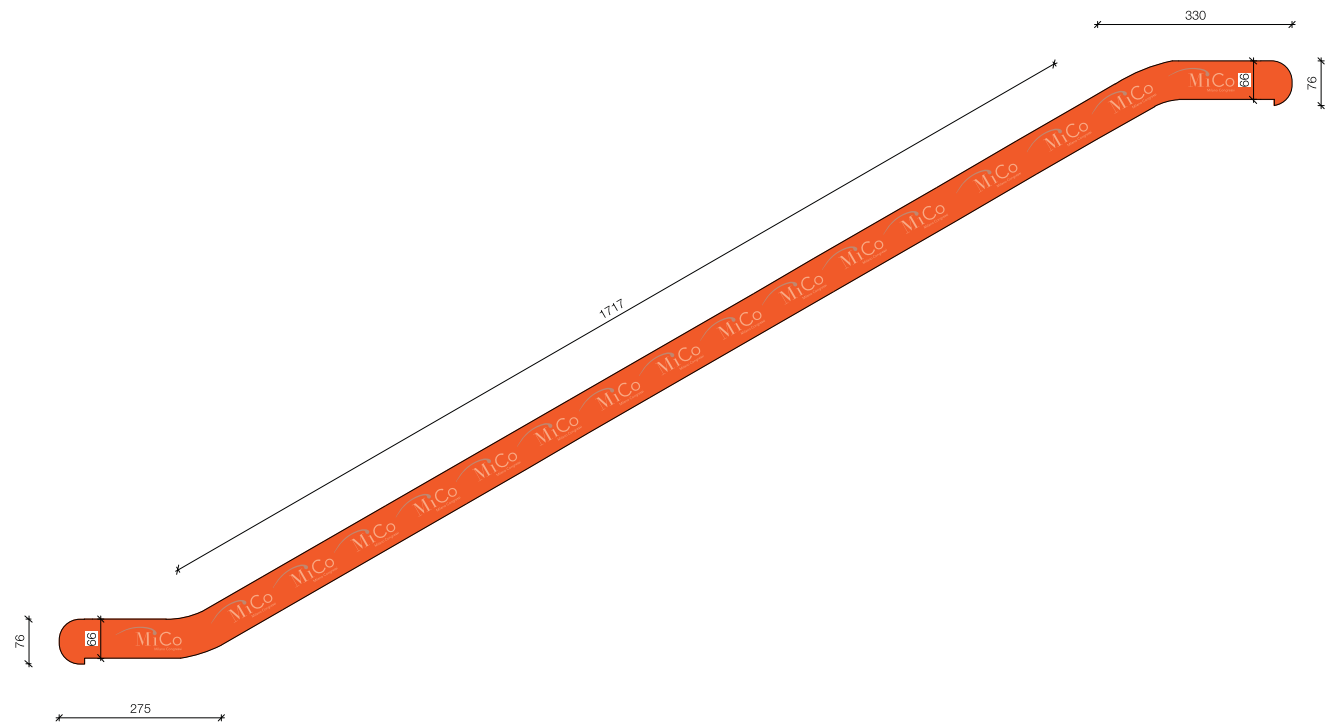
Digital printing on vinyl film

Printing specifications 

Placement:



COMPLETE DECAL STICKER



4.

PRINTING SPECIFICATIONS

Printing specifications

Notice:

The above information must be received 28 working days prior to the date of the start of the Event. After this date we cannot guarantee the display from the opening of the Event.

Contacts

For further information please contact

Name EACTS Executive Secretariat

Tel.

E-mail industry@eacts.co.uk

FILE PROCESSING PROCEDURES FOR DIGITAL PRINTINGS

• PROGRAMMES TO BE USE

Illustrator CS5
(or earlier versions)
Photoshop CS5
(or earlier versions)
Freehand Mx
(or earlier versions)

IMPORTANT:

Please notify

- if a particular font is required, convert the text in to that format
- if attached images are required, please see below

• IMAGE CHARACTERISTICS

Please save in one of the following formats as: EPS or PDF, TIF or JPG

- if in colour, please use CMYK (not in RGB)
- the resolution of large format files must be at least 72 dpi in 1:1 scale. If the image contains text, the resolution must be between 150 and 300 dpi in 1:1 scale. If the image must be enlarged 4 times greater than your file, the resolution should be at least 300 dpi (to avoid graininess).

ATTENTION:

- Please ALWAYS include the prints in colour or in b/w (with the PANTONE colour references).
- Please give the dimensions and quantity required.
- specify on the printing the name of the file to be produced.

• TRANSFERRING OF FILES ON LINE

Files up to 10 Megabytes may be sent by email. Larger files may be sent using your FTP address following a telephone contact with our technical office. We further specify that in all cases even when a low resolution PDF is required or alternatively a draft with the specifications may be faxed, it must always followed by a telephone confirmation of the order. For any clarifications or information, our graphic office is at your complete disposal.

IF FILES DO NOT CONFIRMED THE ABOVE SPECIFICATIONS YOU WILL BE CONTACTED BY OUR COMMERCIAL DEPARTMENT.

MiCo **NORTH / SOUTH
WING**

Fieramilanocity

Freestanding signs

Code:


A_03 = 100x240 cm

Typology:

One-sided panel

Double-sided panel

ADDITIONAL INFO →



**MiCo NORTH / SOUTH
WING**

Fieramilanocity

Freestanding signs

Code:

A_03 = 100x240 cm


Typology:

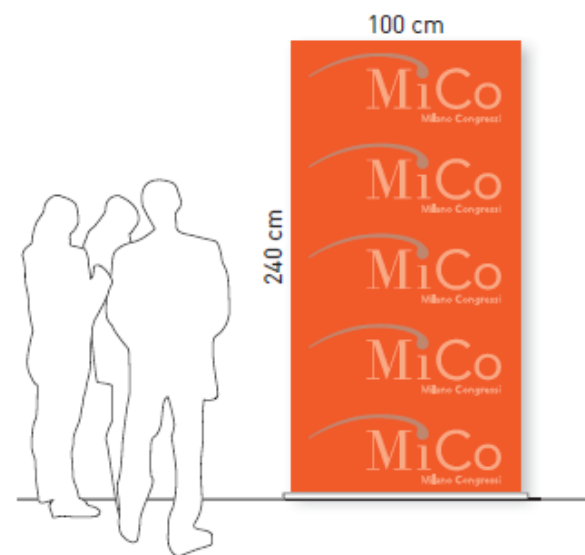
One-sided panel

Double-sided panel

Description:

Digital printing on forex

Printing specifications 



A_03 M*

A_03 B*

M* (one-sided)
B* (double-sided)

**MiCo NORTH / SOUTH
WING**

Fieramilanocity

Freestanding signs

Code:

A_06 = 400x300 cm

A_08 = 600x300 cm

Typology:

One-sided panel

Double-sided panel

ADDITIONAL INFO →



**MiCo NORTH / SOUTH
WING**

Fieramilanocity

Freestanding signs

Code:

A_06 = 400x300 cm

A_08 = 600x300 cm


Typology:

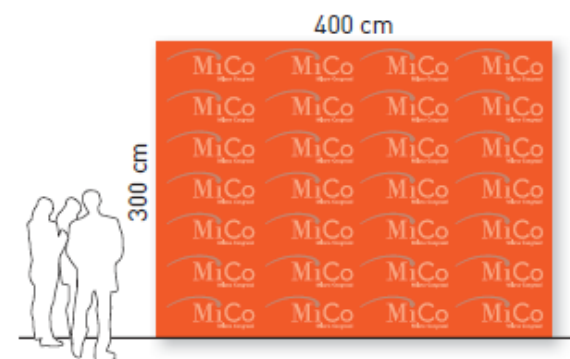
One-sided panel

Double-sided panel

Description:

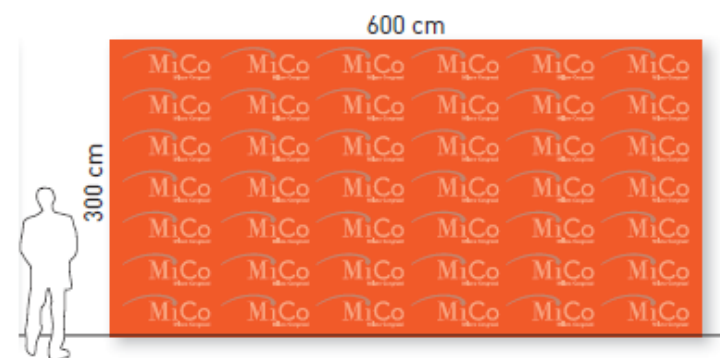
Digital printing on forex

Printing specifications 



A_06 M*

A_06 B*



A_08 M*

M* (one-sided)

B* (double-sided)

**MiCo NORTH / SOUTH
WING**

Fieramilanocity

Freestanding signs

Code:

A_29 = 120x188 cm

Typology:

One-sided panel

ADDITIONAL INFO →



**MiCo NORTH / SOUTH
WING**

Fieramilanocity

Freestanding signs

Code:

A_29 = 120x188 cm

Typology:

One-sided panel

Description:

Digital printing on forex

Printing specifications 

